

Flat Adjustable Hand Levers

Zinc Die Casting, Insert Steel Blackened,
with Internal or External Thread

SPECIFICATION

Handle

Zinc die casting

plastic coated

black, RAL 9005, textured finish **SW**

orange, RAL 2004, textured finish **OS**

red, RAL 3000, textured finish **RS**

silver, RAL 9006, textured finish **SR**

Version with bushing

Threaded bush and retaining screw

Steel, blackened

Version with threaded stud

Threaded stud and retaining screw

Steel (5.8), blackened

INFORMATION

Adjustable hand levers GN 302 have a straight lever, not inclined, being parallel to the clamping space.

Adjustable hand levers are ideal whenever parts have to be clamped in a confined space or in a particular lever position. The centre insert is connected to the lever via serrations which can easily be disengaged

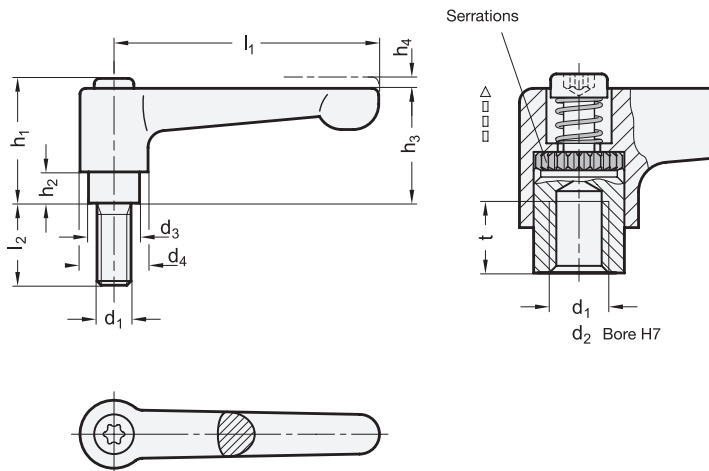
Pulling the lever, disengages the serrations and allowing it to be swivelled to the ideal clamping position. On releasing the lever the serrations automatically re-engage.

TECHNICAL INFORMATION

- ISO-Fundamental Tolerances (see page A21)

ON REQUEST


- with insert in Stainless Steel
- with push-button




* Complete with colour index of the clamping lever body (SW, OS, RS or SR)

 SW	 OS	 RS	 SR
RAL9005	RAL2004	RAL3000	RAL9006

GN 302-with bushing

Description	l1	d1	d2 H7	d3	d4	h1	h2	h3	h4	t min.	
GN 302-30-B5-*	30	-	B 5	10	13	24.5	4	22	3.5	9	24
GN 302-30-B6-*	30	-	B 6	10	13	24.5	4	22	3.5	9	20
GN 302-30-M3-*	30	M 3	-	10	13	24.5	4	22	3.5	7	26
GN 302-30-M4-*	30	M 4	-	10	13	24.5	4	22	3.5	9	26
GN 302-30-M5-*	30	M 5	-	10	13	24.5	4	22	3.5	9	24
GN 302-30-M6-*	30	M 6	-	10	13	24.5	4	22	3.5	9	20
GN 302-45-B5-*	45	-	B 5	10	13	24.5	4	22	3.5	9	31
GN 302-45-B6-*	45	-	B 6	10	13	24.5	4	22	3.5	9	30
GN 302-45-M4-*	45	M 4	-	10	13	24.5	4	22	3.5	9	32
GN 302-45-M5-*	45	M 5	-	10	13	24.5	4	22	3.5	9	32
GN 302-45-M6-*	45	M 6	-	10	13	24.5	4	22	3.5	9	31
GN 302-63-B8-*	63	-	B 8	13.5	17.5	31	6.5	28.5	4	11	72
GN 302-63-M6-*	63	M 6	-	13.5	17.5	31	6.5	28.5	4	11	74
GN 302-63-M8-*	63	M 8	-	13.5	17.5	31	6.5	28.5	4	11	74
GN 302-78-B8-*	78	-	B 8	16	21	36	8	34	4	14	120
GN 302-78-B10-*	78	-	B 10	16	21	36	8	34	4	14	116
GN 302-78-M8-*	78	M 8	-	16	21	36	8	34	4	14	121
GN 302-78-M10-*	78	M 10	-	16	21	36	8	34	4	14	117

GN 302-with threaded stud

Description	l1	d1	l2	d3	d4	h1	h2	h3	h4	
GN 302-30-M3-6-*	30	M 3	6	10	13	24.5	4	22	3.5	27
GN 302-30-M3-8-*	30	M 3	8	10	13	24.5	4	22	3.5	27
GN 302-30-M3-10-*	30	M 3	10	10	13	24.5	4	22	3.5	27
GN 302-30-M3-12-*	30	M 3	12	10	13	24.5	4	22	3.5	27
GN 302-30-M3-16-*	30	M 3	16	10	13	24.5	4	22	3.5	27
GN 302-30-M4-12-*	30	M 4	12	10	13	24.5	4	22	3.5	28
GN 302-30-M4-16-*	30	M 4	16	10	13	24.5	4	22	3.5	28
GN 302-30-M4-20-*	30	M 4	20	10	13	24.5	4	22	3.5	28
GN 302-30-M4-25-*	30	M 4	25	10	13	24.5	4	22	3.5	29
GN 302-30-M4-32-*	30	M 4	32	10	13	24.5	4	22	3.5	29
GN 302-45-M4-12-*	45	M 4	12	10	13	24.5	4	22	3.5	36
GN 302-45-M4-16-*	45	M 4	16	10	13	24.5	4	22	3.5	37
GN 302-45-M4-20-*	45	M 4	20	10	13	24.5	4	22	3.5	37
GN 302-45-M4-25-*	45	M 4	25	10	13	24.5	4	22	3.5	38
GN 302-45-M4-32-*	45	M 4	32	10	13	24.5	4	22	3.5	39
GN 302-45-M5-12-*	45	M 5	12	10	13	24.5	4	22	3.5	31
GN 302-45-M5-16-*	45	M 5	16	10	13	24.5	4	22	3.5	35
GN 302-45-M5-20-*	45	M 5	20	10	13	24.5	4	22	3.5	40
GN 302-45-M5-25-*	45	M 5	25	10	13	24.5	4	22	3.5	40
GN 302-45-M5-32-*	45	M 5	32	10	13	24.5	4	22	3.5	40
GN 302-45-M5-40-*	45	M 5	40	10	13	24.5	4	22	3.5	50
GN 302-45-M5-50-*	45	M 5	50	10	13	24.5	4	22	3.5	50
GN 302-45-M6-12-*	45	M 6	12	10	13	24.5	4	22	3.5	34
GN 302-45-M6-16-*	45	M 6	16	10	13	24.5	4	22	3.5	35
GN 302-45-M6-20-*	45	M 6	20	10	13	24.5	4	22	3.5	37
GN 302-45-M6-25-*	45	M 6	25	10	13	24.5	4	22	3.5	37
GN 302-45-M6-32-*	45	M 6	32	10	13	24.5	4	22	3.5	40
GN 302-45-M6-40-*	45	M 6	40	10	13	24.5	4	22	3.5	40
GN 302-45-M6-50-*	45	M 6	50	10	13	24.5	4	22	3.5	46



* Complete with colour index of the clamping lever body (SW, OS, RS or SR)



GN 302-with threaded stud

Description	l1	d1	l2	d3	d4	h1	h2	h3	h4	Δ
GN 302-63-M6-12-*	63	M 6	12	13.5	17.5	31	6.5	28.5	4	78
GN 302-63-M6-16-*	63	M 6	16	13.5	17.5	31	6.5	28.5	4	78
GN 302-63-M6-20-*	63	M 6	20	13.5	17.5	31	6.5	28.5	4	79
GN 302-63-M6-25-*	63	M 6	25	13.5	17.5	31	6.5	28.5	4	80
GN 302-63-M6-32-*	63	M 6	32	13.5	17.5	31	6.5	28.5	4	81
GN 302-63-M6-40-*	63	M 6	40	13.5	17.5	31	6.5	28.5	4	83
GN 302-63-M6-50-*	63	M 6	50	13.5	17.5	31	6.5	28.5	4	84
GN 302-63-M6-63-*	63	M 6	63	13.5	17.5	31	6.5	28.5	4	86
GN 302-63-M8-12-*	63	M 8	12	13.5	17.5	31	6.5	28.5	4	80
GN 302-63-M8-16-*	63	M 8	16	13.5	17.5	31	6.5	28.5	4	82
GN 302-63-M8-20-*	63	M 8	20	13.5	17.5	31	6.5	28.5	4	82
GN 302-63-M8-25-*	63	M 8	25	13.5	17.5	31	6.5	28.5	4	84
GN 302-63-M8-32-*	63	M 8	32	13.5	17.5	31	6.5	28.5	4	86
GN 302-63-M8-40-*	63	M 8	40	13.5	17.5	31	6.5	28.5	4	89
GN 302-63-M8-50-*	63	M 8	50	13.5	17.5	31	6.5	28.5	4	91
GN 302-63-M8-63-*	63	M 8	63	13.5	17.5	31	6.5	28.5	4	96
GN 302-63-M10-20-*	63	M 10	20	13.5	17.5	31	6.5	28.5	4	80
GN 302-63-M10-25-*	63	M 10	25	13.5	17.5	31	6.5	28.5	4	88
GN 302-63-M10-32-*	63	M 10	32	13.5	17.5	31	6.5	28.5	4	93
GN 302-63-M10-40-*	63	M 10	40	13.5	17.5	31	6.5	28.5	4	97
GN 302-63-M10-50-*	63	M 10	50	13.5	17.5	31	6.5	28.5	4	100
GN 302-63-M10-63-*	63	M 10	63	13.5	17.5	31	6.5	28.5	4	110
GN 302-63-M10-80-*	63	M 10	80	13.5	17.5	31	6.5	28.5	4	120
GN 302-78-M8-16-*	78	M 8	16	16	21	36	8	34	4	130
GN 302-78-M8-20-*	78	M 8	20	16	21	36	8	34	4	130
GN 302-78-M8-25-*	78	M 8	25	16	21	36	8	34	4	140
GN 302-78-M8-32-*	78	M 8	32	16	21	36	8	34	4	140
GN 302-78-M8-40-*	78	M 8	40	16	21	36	8	34	4	140
GN 302-78-M8-50-*	78	M 8	50	16	21	36	8	34	4	141
GN 302-78-M8-63-*	78	M 8	63	16	21	36	8	34	4	141
GN 302-78-M8-80-*	78	M 8	80	16	21	36	8	34	4	160
GN 302-78-M10-16-*	78	M 10	16	16	21	36	8	34	4	137
GN 302-78-M10-20-*	78	M 10	20	16	21	36	8	34	4	139
GN 302-78-M10-25-*	78	M 10	25	16	21	36	8	34	4	140
GN 302-78-M10-32-*	78	M 10	32	16	21	36	8	34	4	141
GN 302-78-M10-40-*	78	M 10	40	16	21	36	8	34	4	145
GN 302-78-M10-50-*	78	M 10	50	16	21	36	8	34	4	150
GN 302-78-M10-63-*	78	M 10	63	16	21	36	8	34	4	150
GN 302-78-M10-80-*	78	M 10	80	16	21	36	8	34	4	150
GN 302-78-M12-25-*	78	M 12	25	16	21	36	8	34	4	140
GN 302-78-M12-32-*	78	M 12	32	16	21	36	8	34	4	145
GN 302-78-M12-40-*	78	M 12	40	16	21	36	8	34	4	150
GN 302-78-M12-50-*	78	M 12	50	16	21	36	8	34	4	162
GN 302-78-M12-63-*	78	M 12	63	16	21	36	8	34	4	180
GN 302-78-M12-80-*	78	M 12	80	16	21	36	8	34	4	180